


Raiffeisen Sustainable Solid (R)

Current fund strategy

Raiffeisen Sustainable Solid (R) is a mixed fund. The Fund invests in securities and/or money market instruments from issuers that have been rated as sustainable on the basis of social, ecological, and ethical criteria. At the same time, it does not invest in certain sectors, such as armaments or green/plant-based genetic engineering, or in companies that violate labour and human rights. Equities are limited to a maximum of 30% of the fund assets. The Fund is particularly suitable for investors who want a stable, globally diversified capital market investment and wish to support sustainable business practices at the same time. The typical risks for investments in equities and bonds, ranging from elevated price volatility to possible loss of capital, also apply to this Fund.

The fund is actively managed without reference to a benchmark.

Investor's risk tolerance



Lower risk

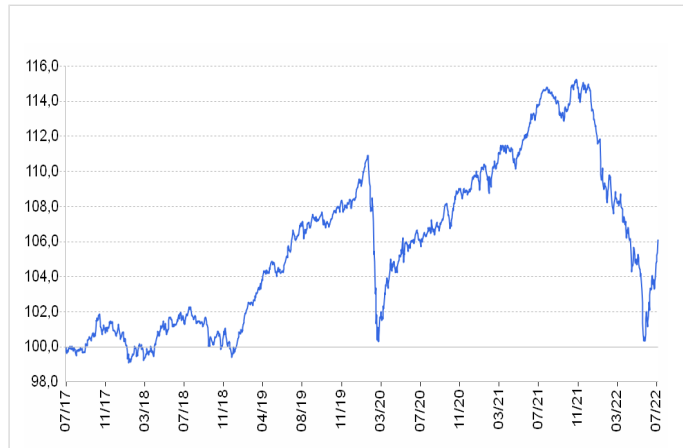
Higher risk

General fund information

Fund launch	Jun 3, 2015
Fund volume in mn	754,46
Accounting year	01.06. - 31.05.
Annual dividend payment	01.08.
ISIN distribution (A)	AT0000A1DU54
ISIN reinvested (T)	AT0000A1DU47

Past value is not a reliable indicator of the fund's future performance.

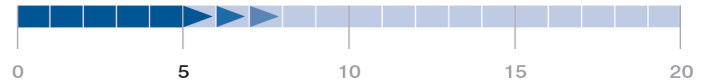
Performance 5 years: Jul 28, 2017 - Jul 29, 2022



In % p.a.	1 Year	3 Years	5 Years	10 Years	since inception (Jun 3, 2015)
Fund	-6,72	-0,23	1,25	—	1,10

Source: Custodian Bank (Raiffeisen Bank International AG)

Recommended holding period in years



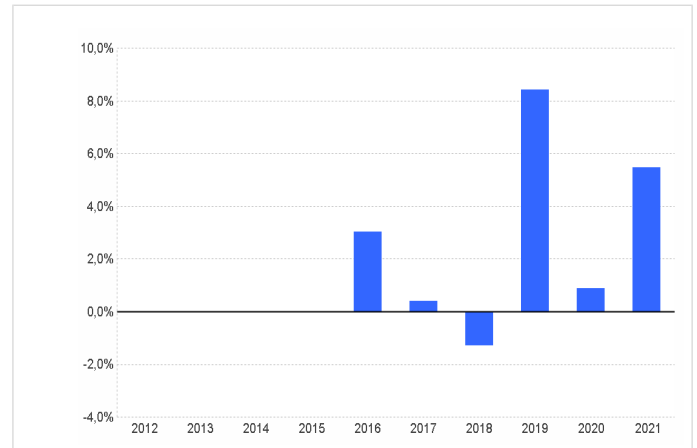
Comments from fund management

The equity markets saw a substantial recovery in July following the very weak developments of the last few months. Support came from a solid start to the quarterly reporting season and the resumption of gas deliveries to Europe. The ECB heralded the end of the negative interest rates with its first rate hike in 11 years – by a surprisingly high 50 basis points. Due to continued recession fears, however, yields even declined and corporate bonds also benefited.

The fund invests with broad diversification in bonds and equities of responsible companies and governments. The share of equities is currently around 15.1% and corporate bonds make up roughly 40%.

The development in the coming months will depend largely on the global growth prospects, inflation rates, and the measures taken by central banks in response. (21.07.2022)

Performance by calendar years

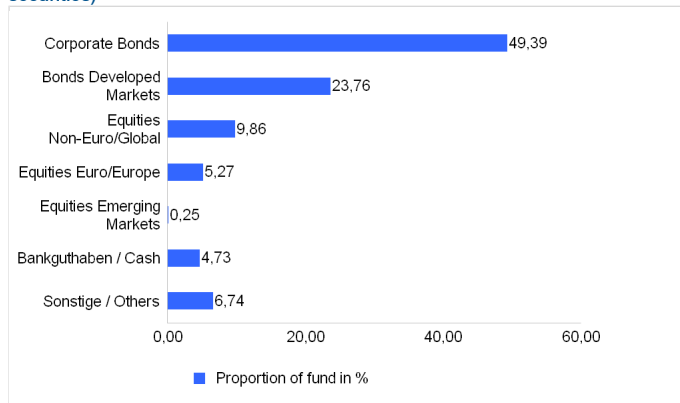
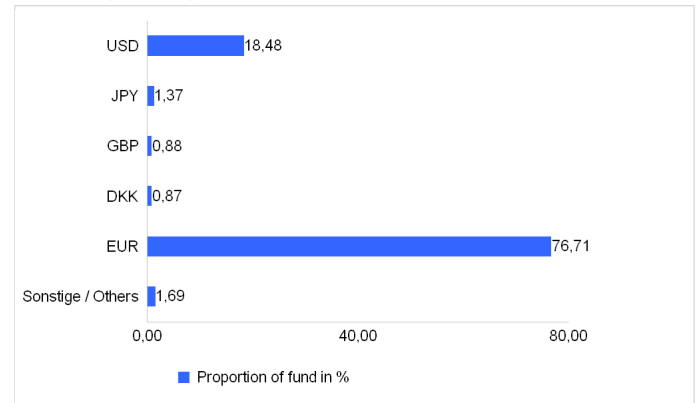


in %	2012	2013	2014	2015	2016	2017	2018	2019	2020	2021
Fund	—	—	—	—	3,0	0,4	-1,3	8,4	0,9	5,5

Source: Custodian Bank (Raiffeisen Bank International AG)

Raiffeisen KAG calculates performance based on the published fund price, using the OeKB methodology. For more details on the calculation, please see the next page.¹

Raiffeisen Sustainable Solid (R)

Structure by asset class (proportion of fund assets accounted for by individual securities)

Structure by currency (proportion of fund assets)

Share class information

	ISIN	Launch
ISIN distribution (A)	AT0000A1DU54	Jun 3, 2015
ISIN reinvested (T)	AT0000A1DU47	Jun 3, 2015
Ongoing charges (%) ²		1,13
of which: management fee (%)		1,00

The management company notes that the sales office can charge fees for the purchase and/or redemption of unit certificates.

Risk indicators

Volatility (% p. a., 3 years)	6,21
Sharpe Ratio (p. a., 3 years)	0,07
Maximum Drawdown (% , since inception)	-12,94

Bond indicators ³

Ø Yield (%)	2,18
Ø Remaining maturity (years)	3,82
Ø Duration (years)	3,65
Ø Coupon (%)	0,68
Ø Rating	a

The Fund Regulations of the Raiffeisen Sustainable Solid (R) have been approved by the FMA. The Raiffeisen Sustainable Solid (R) fund may invest more than 35 % of its volume in bonds of the following issuers: France, Netherlands, Austria, Belgium, Finland, Germany.

This is a marketing notice. All of the data and information have been collected and assessed with great care; the sources used are considered to be reliable. The information is current as of the time of update. No liability or guaranty can be assumed for the accuracy or completeness of the information.

The published prospectuses, information for investors pursuant to § 21 AIFMG, and customer information documents for the investment funds of Raiffeisen Kapitalanlage-Gesellschaft m.b.H. are available in German at www.rcm.at under the heading "Kurse & Dokumente" (and for some funds the customer information documents are additionally available in English) or, if the fund shares are sold abroad, in English (if applicable in German) or in your national language at www.rcm-international.com under the heading „Prices & Documents“. A summary of investors rights is available in German and English under the following link: <https://www.rcm.at/corporategovernance>. Note that Raiffeisen Kapitalanlage-Gesellschaft m.b.H. may decide to terminate the arrangements for the distribution of the fund unit certificates outside the fund domicile country Austria.

¹ Raiffeisen KAG calculates performance based on the published fund price, using the OeKB methodology. Individual costs – such as transaction fees, the subscription fee, the redemption fee or custody charges of the investor – and taxes are not included in the performance calculation. These would reduce the performance if they were included. Past value is not a reliable indicator of the fund's future performance. Notice for investors with a different functional currency than the fund currency: We expressly point out that returns may rise or fall due to currency fluctuations.

² The „ongoing charges“ have been calculated on the basis of the figures as of 31.12.2021 including the previous 12-month period. The „ongoing charges“ include the management fee and all fees charged in the past year. Third-party transaction costs and performance-related fees are not included in the „ongoing charges“. The „ongoing charges“ may differ from year to year. Please refer to the „Expenses“ sub-item of the current annual fund report for precise details of the cost components included in the „ongoing charges“.

³ For securities with an early call right, this is taken into account when calculating bond indicators. If issuers do not exercise the early call option, this results in a corresponding extension of the maturity structure and thus changes the above-mentioned indicators. Bonds without a specific maturity (perpetuals) are presented with a fictitious maturity of 40 years.