


Raiffeisen-Nachhaltigkeit-Solide (R)

Current fund strategy

Raiffeisen-Nachhaltigkeit-Solide (R) is a mixed fund. It is suitable for Austrian pension provisions and for using the tax-exempt profit allowance for investment in Austria, provided that the applicable requirements are met. Equities are limited to a maximum of 30% of the fund assets. The Fund promotes ecological/social characteristics and to this end it invests in equities and bonds on the basis of ESG (environmental, social, governance) criteria. At least 51% of the Fund's investments are sustainable with social and environmental objectives; at this time, investment in line with the EU Taxonomy Regulation is not targeted. The Fund is suitable for investors who are interested in a solid, diversified capital investment and are aware of the risks, ranging from high price volatility to possible loss of capital. Coverage requirements for Austrian pension provisions: R category 103.00, I category 103.00, and RZ category 99.89 euros per unit.

The fund is actively managed without reference to a benchmark.

Risk indicator ²



Lower risk

Higher risk

General fund information

Fund launch	Jun 3, 2015
Fund volume in mn	711,42
Accounting year	01.06. - 31.05.
Annual dividend payment	01.08.
ISIN distribution (A)	AT0000A1DU54
ISIN reinvested (T)	AT0000A1DU47

Past value is not a reliable indicator of the fund's future performance.

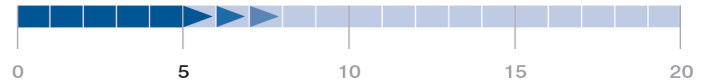
Performance 5 years: Mar 29, 2019 - Mar 29, 2024



In % p.a.	1 Year	3 Years	5 Years	10 Years	since inception (Jun 3, 2015)
Fund	7,45	-0,70	0,92	—	1,16

Source: Custodian Bank (Raiffeisen Bank International AG)

Recommended holding period in years



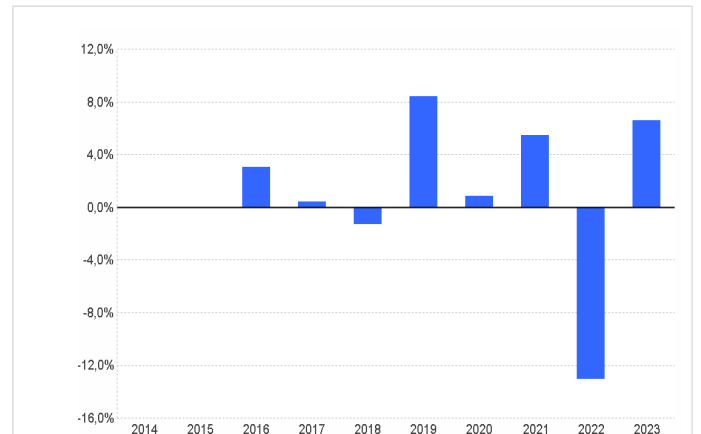
Comments from fund management

The global equity markets continued their positive performance in March. Government bond prices trended sideways in March, while spread assets such as corporate or covered bonds saw slight gains. The central banks are still in wait-and-see mode, and we do not expect the first rate cuts by the Fed and the ECB until the end of the first half of the year. The fund's performance was moderately positive amidst these conditions.

The fund invests with broad diversification in bonds and equities of responsible companies and governments. The equities allocation is currently around 24% and the ratio of corporate bonds was recently reduced to just under 40% amidst the solid market conditions.

The developments in the coming months will primarily depend on the measures taken by the central banks going forward, as well as economic growth in the USA and Europe. (20.03.2024)

Performance by calendar years

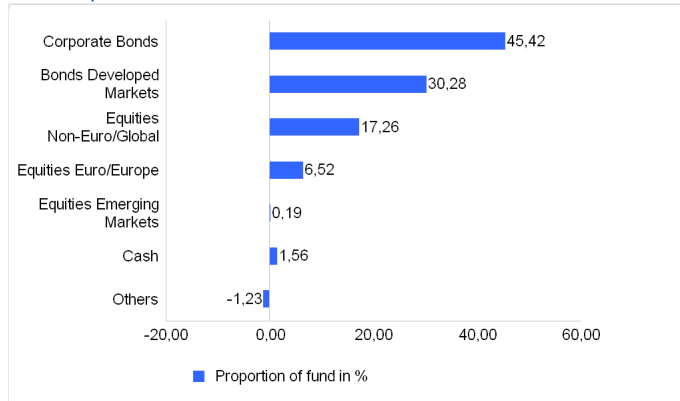
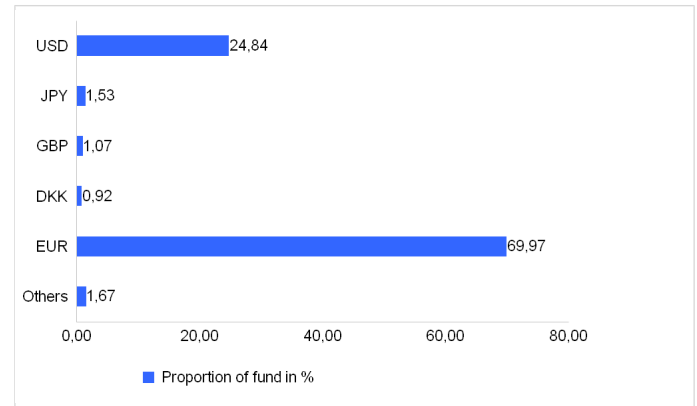


in %	2014	2015	2016	2017	2018	2019	2020	2021	2022	2023
Fund	—	—	3,0	0,4	-1,3	8,4	0,9	5,5	-13,0	6,6

Source: Custodian Bank (Raiffeisen Bank International AG)

Raiffeisen KAG calculates performance based on the published fund price, using the OeKB methodology. For more details on the calculation, please see the next page. ¹
The performance scenarios can be found in the key information document.

Raiffeisen-Nachhaltigkeit-Solide (R)

Structure by asset class (proportion of fund assets accounted for by individual securities)

Structure by currency (proportion of fund assets)

Share class information

	ISIN	Launch
ISIN distribution (A)	AT0000A1DU54	Jun 3, 2015
ISIN reinvested (T)	AT0000A1DU47	Jun 3, 2015
Ongoing charges ³		1,23 %
of which: management fee (%)		1,00
Performance fees in EUR		-
There is no performance fee for this product.		
The management company notes that the sales office can charge fees for the purchase and/or redemption of unit certificates.		

Risk indicators

Volatility (% p. a., 3 years)	6,32
Sharpe Ratio (p. a., 3 years)	-0,24
Maximum Drawdown (% , since inception)	-14,57

Key Figures ⁴

Ø Yield (%)	3,45
Ø Remaining maturity (years)	4,22
Ø Duration (years)	3,84
Ø Coupon (%)	1,56
Ø Rating	a

The Fund Regulations of the Raiffeisen-Nachhaltigkeit-Solide (R) have been approved by the FMA. The Raiffeisen-Nachhaltigkeit-Solide (R) fund may invest more than 35 % of its volume in bonds of the following issuers: France, Netherlands, Austria, Belgium, Finland, Germany.

This is a marketing notice. All of the data and information have been collected and assessed with great care; the sources used are considered to be reliable. The information is current as of the time of update. No liability or guaranty can be assumed for the accuracy or completeness of the information.

The German-language versions of the published prospectuses and the information for investors pursuant to § 21 of the Austrian Alternative Investment Fund Managers Act (Alternative Investmentfonds Manager-Gesetz, AIFMG) as well as the key information documents for the funds of Raiffeisen Kapitalanlage-Gesellschaft m.b.H. may be downloaded from the "Kurse und Dokumente" section of the website www.rcm.at (for some funds, the key information documents may also be available in English). Alternatively, where units are sold outside of Austria, these documents may also be downloaded from the "Kurse und Dokumente" section of the website www.rcm-international.com in English (or possibly German) or else the language of your country. A summary of investors' rights in German and English is available via the following link: <https://www.rcm.at/corporategovernance>. Please note that Raiffeisen Kapitalanlage-Gesellschaft m.b.H. has the right to terminate the arrangements made for the distribution of fund unit certificates outside of the fund's country of domicile, Austria.

¹ The performance is calculated by Raiffeisen KAG on the basis of published fund prices, using the method developed by OeKB (Österreichische Kontrollbank AG). Individual costs such as transaction fees, the subscription fee, the redemption fee, the custody charges of the investor and taxes are not included in the performance calculation. If included, these would lead to a lower performance. Past performance is not a reliable indicator of future performance. Markets could develop very differently in the future. Based on the illustration, you can assess how the fund was managed in the past. Notice for investors with a different functional currency than the fund currency: We expressly point out that returns may rise or fall due to currency fluctuations.

² The risk indicator assumes you keep the product for 5 years.

³ These are the ongoing costs incurred if you exit after 1 year. The ongoing costs are comprised of management fees and other administrative or operating costs (Estimate on the basis of the actual costs over the last year) as well as transaction costs (estimate of the costs incurred when the management company buys and sells the underlying investments for the fund. The actual amount will vary depending on how much the management company buys and sells.) Value pursuant to the key information document with updated transaction costs valid at the time of preparing this information.

⁴ For securities with an early call right, this is taken into account when calculating bond indicators. If issuers do not exercise the early call option, this results in a corresponding extension of the maturity structure and thus changes the above-mentioned indicators.