


Raiffeisen Sustainable Solid (R)

Current fund strategy

Raiffeisen Sustainable Solid (R) is a mixed fund. The Fund invests in securities and/or money market instruments from issuers that have been rated as sustainable on the basis of social, ecological, and ethical criteria. At the same time, it does not invest in certain sectors, such as armaments or green/plant-based genetic engineering, or in companies that violate labour and human rights. Equities are limited to a maximum of 30% of the fund assets. The Fund is particularly suitable for investors who want a stable, globally diversified capital market investment and wish to support sustainable business practices at the same time. The typical risks for investments in equities and bonds, ranging from elevated price volatility to possible loss of capital, also apply to this Fund.

The fund is actively managed without reference to a benchmark.

Investor's risk tolerance



Lower risk

Higher risk

General fund information

Fund launch	Jun 3, 2015
Fund volume in mn	707,98
Accounting year	01.06. - 31.05.
Annual dividend payment	01.08.
ISIN distribution (A)	AT0000A1DU54
ISIN reinvested (T)	AT0000A1DU47

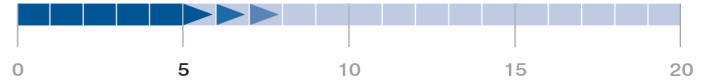
Past value is not a reliable indicator of the fund's future performance.

Performance 5 years: Oct 31, 2017 - Oct 31, 2022



Source: Custodian Bank (Raiffeisen Bank International AG)

Recommended holding period in years



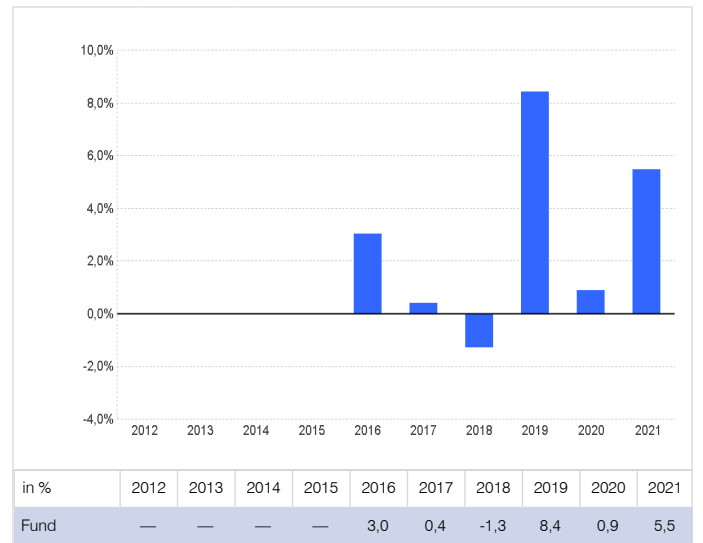
Comments from fund management

The equity markets moved sideways in October. Some volatility was seen, driven by expectations of even more restrictive central bank policy on the one hand and corporate results on the other. As in previous months, the price performance of European bonds was poor in October. In light of the higher current inflation rates, bonds suffered from further yield increases. Corporates were also weak.

The fund invests with broad diversification in bonds and equities of responsible companies and governments. The equities allocation is currently around 15% and holdings in corporate bonds remained at just over 40%.

The development in the coming months will depend on inflation rates and the measures taken by central banks in response, as well as the global growth prospects and corporate reports. (23.10.2022)

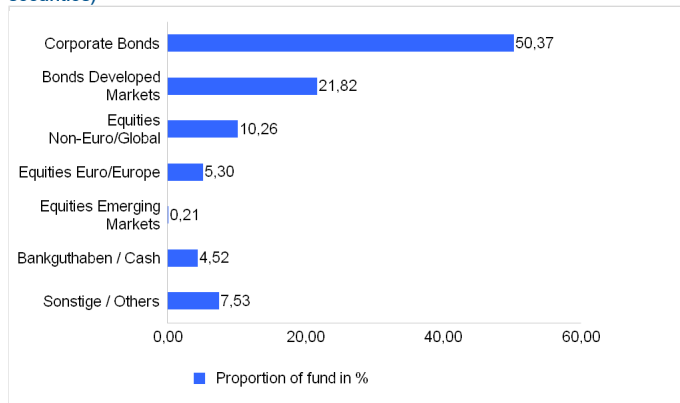
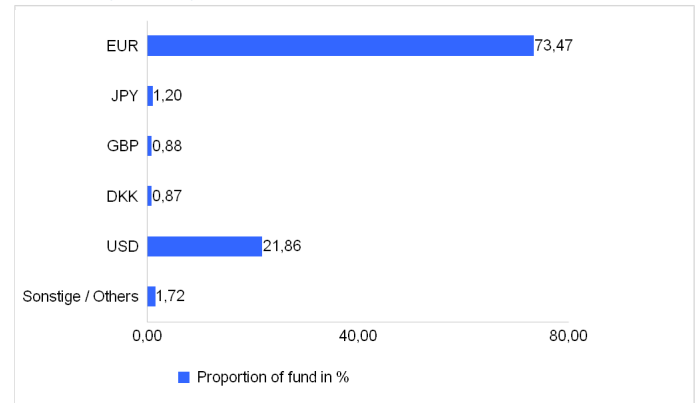
Performance by calendar years



Source: Custodian Bank (Raiffeisen Bank International AG)

Raiffeisen KAG calculates performance based on the published fund price, using the OeKB methodology. For more details on the calculation, please see the next page.¹

Raiffeisen Sustainable Solid (R)

Structure by asset class (proportion of fund assets accounted for by individual securities)

Structure by currency (proportion of fund assets)

Share class information

	ISIN	Launch
ISIN distribution (A)	AT0000A1DU54	Jun 3, 2015
ISIN reinvested (T)	AT0000A1DU47	Jun 3, 2015
Ongoing charges (%) ²		1,13
of which: management fee (%)		1,00

The management company notes that the sales office can charge fees for the purchase and/or redemption of unit certificates.

Risk indicators

Volatility (% p. a., 3 years)	6,78
Sharpe Ratio (p. a., 3 years)	-0,24
Maximum Drawdown (% , since inception)	-14,57

Bond indicators ³

Ø Yield (%)	3,67
Ø Remaining maturity (years)	3,70
Ø Duration (years)	3,45
Ø Coupon (%)	0,84
Ø Rating	a

The Fund Regulations of the Raiffeisen Sustainable Solid (R) have been approved by the FMA. The Raiffeisen Sustainable Solid (R) fund may invest more than 35 % of its volume in bonds of the following issuers: France, Netherlands, Austria, Belgium, Finland, Germany.

This is a marketing notice. All of the data and information have been collected and assessed with great care; the sources used are considered to be reliable. The information is current as of the time of update. No liability or guaranty can be assumed for the accuracy or completeness of the information.

The German-language versions of the published prospectuses and the information for investors pursuant to § 21 of the Austrian Alternative Investment Fund Managers Act (Alternative Investmentfonds Manager-Gesetz, AIFMG) as well as the key investor documents or, from January 1, 2023, key information documents for the funds of Raiffeisen Kapitalanlage-Gesellschaft m.b.H. may be downloaded from the "Kurse und Dokumente" section of the website www.rcm.at (for some funds, the key investor documents / key information documents may also be available in English). Alternatively, where units are sold outside of Austria, these documents may also be downloaded from the "Kurse und Dokumente" section of the website www.rcm-international.com in English (or possibly German) or else the language of your country. A summary of investors' rights in German and English is available via the following link: <https://www.rcm.at/corporategovernance>. Please note that Raiffeisen Kapitalanlage-Gesellschaft m.b.H. has the right to terminate the arrangements made for the distribution of fund unit certificates outside of the fund's country of domicile, Austria.

¹ Raiffeisen KAG calculates performance based on the published fund price, using the OeKB methodology. Individual costs – such as transaction fees, the subscription fee, the redemption fee or custody charges of the investor – and taxes are not included in the performance calculation. These would reduce the performance if they were included. Past value is not a reliable indicator of the fund's future performance. Notice for investors with a different functional currency than the fund currency: We expressly point out that returns may rise or fall due to currency fluctuations.

² The „ongoing charges“ have been calculated on the basis of the figures as of 31.12.2021 including the previous 12-month period. The „ongoing charges“ include the management fee and all fees charged in the past year. Third-party transaction costs and performance-related fees are not included in the „ongoing charges“. The „ongoing charges“ may differ from year to year. Please refer to the „Expenses“ sub-item of the current annual fund report for precise details of the cost components included in the „ongoing charges“.

³ For securities with an early call right, this is taken into account when calculating bond indicators. If issuers do not exercise the early call option, this results in a corresponding extension of the maturity structure and thus changes the above-mentioned indicators. Bonds without a specific maturity (perpetuals) are presented with a fictitious maturity of 40 years.