


# Raiffeisen Sustainable Solid (R)

## Current fund strategy

Raiffeisen Sustainable Solid (R) is a mixed fund. The Fund invests in securities and/or money market instruments from issuers that have been rated as sustainable on the basis of social, ecological, and ethical criteria. At the same time, it does not invest in certain sectors, such as armaments or green/plant-based genetic engineering, or in companies that violate labour and human rights. Equities are limited to a maximum of 30% of the fund assets. The Fund is particularly suitable for investors who want a stable, globally diversified capital market investment and wish to support sustainable business practices at the same time. The typical risks for investments in equities and bonds, ranging from elevated price volatility to possible loss of capital, also apply to this Fund.

The fund is actively managed without reference to a benchmark.

## Risk indicator <sup>2</sup>



Lower risk

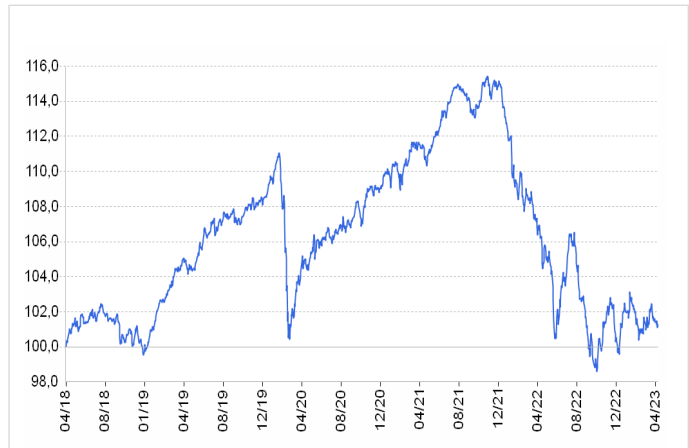
Higher risk

## General fund information

Fund launch	Jun 3, 2015
Fund volume in mn	719,91
Accounting year	01.06. - 31.05.
Annual dividend payment	01.08.
ISIN distribution (A)	AT0000A1DU54
ISIN reinvested (T)	AT0000A1DU47

Past value is not a reliable indicator of the fund's future performance.

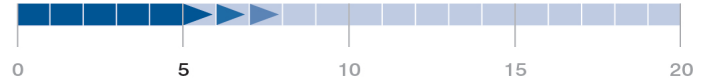
## Performance 5 years: Apr 27, 2018 - Apr 28, 2023



In % p.a.	1 Year	3 Years	5 Years	10 Years	since inception (Jun 3, 2015)
Fund	-5,30	-1,25	0,21	—	0,38

Source: Custodian Bank (Raiffeisen Bank International AG)

## Recommended holding period in years



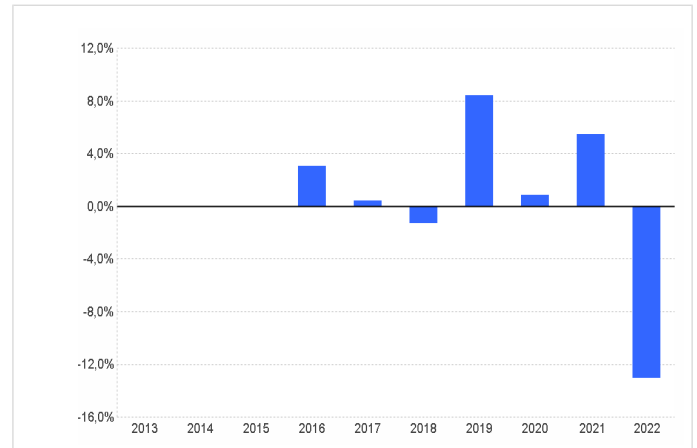
## Comments from fund management

Equity markets moved sideways in April. Following the turmoil in the banking sector in the previous month, investors' attention turned to the initial quarterly results in April. The slow progress with disinflation was once again a problem for bonds. In this situation, prices for top-rated government bonds fell a bit, while corporates – including financials – benefited from the improved risk environment. The fund's performance drifted sideways under these conditions.

The fund invests with broad diversification in bonds and equities of responsible companies and governments. The equities allocation currently stands at roughly 22.3%, while holdings in corporate bonds were kept at about 40%.

The developments in the coming months will primarily depend on the measures taken by the central banks going forward and corporate earnings performance. (21.04.2023)

## Performance by calendar years

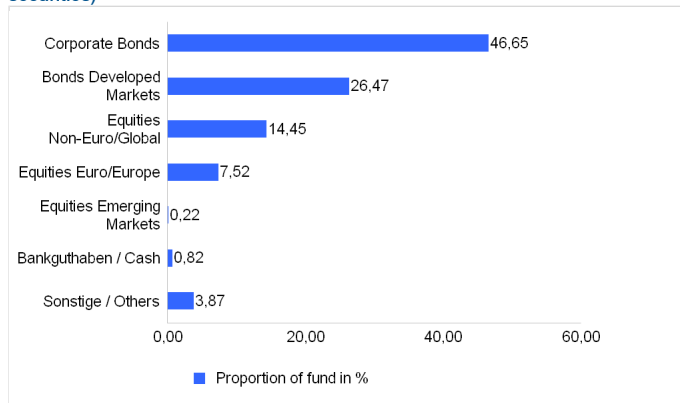
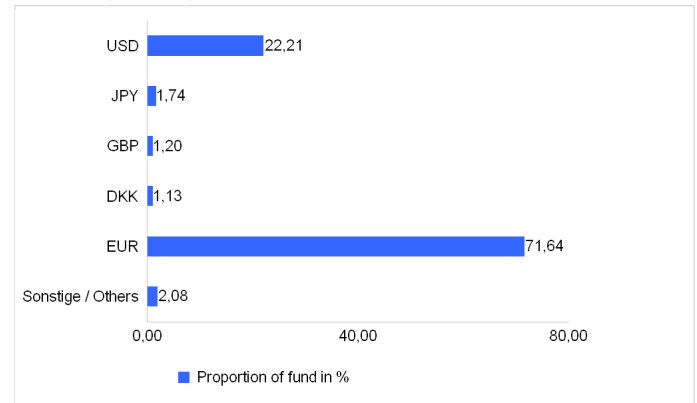


in %	2013	2014	2015	2016	2017	2018	2019	2020	2021	2022
Fund	—	—	—	3,0	0,4	-1,3	8,4	0,9	5,5	-13,0

Source: Custodian Bank (Raiffeisen Bank International AG)

Raiffeisen KAG calculates performance based on the published fund price, using the OeKB methodology. For more details on the calculation, please see the next page. <sup>1</sup>

# Raiffeisen Sustainable Solid (R)

**Structure by asset class (proportion of fund assets accounted for by individual securities)**

**Structure by currency (proportion of fund assets)**

**Share class information**

	ISIN	Launch
ISIN distribution (A)	AT0000A1DU54	Jun 3, 2015
ISIN reinvested (T)	AT0000A1DU47	Jun 3, 2015
Ongoing charges <sup>3</sup>		1,24 %
of which: management fee (%)		1,00

The management company notes that the sales office can charge fees for the purchase and/or redemption of unit certificates.

**Risk indicators**

Volatility (% p. a., 3 years)	5,80
Sharpe Ratio (p. a., 3 years)	-0,15
Maximum Drawdown (% , since inception)	-14,57

**Bond indicators <sup>4</sup>**

Ø Yield (%)	3,87
Ø Remaining maturity (years)	4,00
Ø Duration (years)	3,73
Ø Coupon (%)	1,16
Ø Rating	a

**The Fund Regulations of the Raiffeisen Sustainable Solid (R) have been approved by the FMA. The Raiffeisen Sustainable Solid (R) fund may invest more than 35 % of its volume in bonds of the following issuers: France, Netherlands, Austria, Belgium, Finland, Germany.**

This is a marketing notice. All of the data and information have been collected and assessed with great care; the sources used are considered to be reliable. The information is current as of the time of update. No liability or guaranty can be assumed for the accuracy or completeness of the information.

The German-language versions of the published prospectuses and the information for investors pursuant to § 21 of the Austrian Alternative Investment Fund Managers Act (Alternative Investmentfonds Manager-Gesetz, AIFMG) as well as the key information documents for the funds of Raiffeisen Kapitalanlage-Gesellschaft m.b.H. may be downloaded from the "Kurse und Dokumente" section of the website [www.rcm.at](http://www.rcm.at) (for some funds, the key information documents may also be available in English). Alternatively, where units are sold outside of Austria, these documents may also be downloaded from the "Kurse und Dokumente" section of the website [www.rcm-international.com](http://www.rcm-international.com) in English (or possibly German) or else the language of your country. A summary of investors' rights in German and English is available via the following link: <https://www.rcm.at/corporategovernance>. Please note that Raiffeisen Kapitalanlage-Gesellschaft m.b.H. has the right to terminate the arrangements made for the distribution of fund unit certificates outside of the fund's country of domicile, Austria.

<sup>1</sup> The performance is calculated by Raiffeisen KAG on the basis of published fund prices, using the method developed by OeKB (Österreichische Kontrollbank AG). Individual costs such as transaction fees, the subscription fee, the redemption fee, the custody charges of the investor and taxes are not included in the performance calculation. If included, these would lead to a lower performance. Past performance is not a reliable indicator of future performance. Markets could develop very differently in the future. Based on the illustration, you can assess how the fund was managed in the past. Notice for investors with a different functional currency than the fund currency: We expressly point out that returns may rise or fall due to currency fluctuations.

<sup>2</sup> The risk indicator assumes you keep the product for 5 years.

<sup>3</sup> These are the ongoing costs incurred if you exit after 1 year. The ongoing costs are comprised of management fees and other administrative or operating costs (estimate based on actual costs over the last year) as well as transaction costs (estimate of the costs incurred when the management company buys and sells the underlying investments for the fund. The actual amount will vary depending on how much the management company buys and sells.). Value pursuant to the key information document with updated transaction costs valid at the time of preparing this information.

<sup>4</sup> For securities with an early call right, this is taken into account when calculating bond indicators. If issuers do not exercise the early call option, this results in a corresponding extension of the maturity structure and thus changes the above-mentioned indicators. Bonds without a specific maturity (perpetuals) are presented with a fictitious maturity of 40 years.